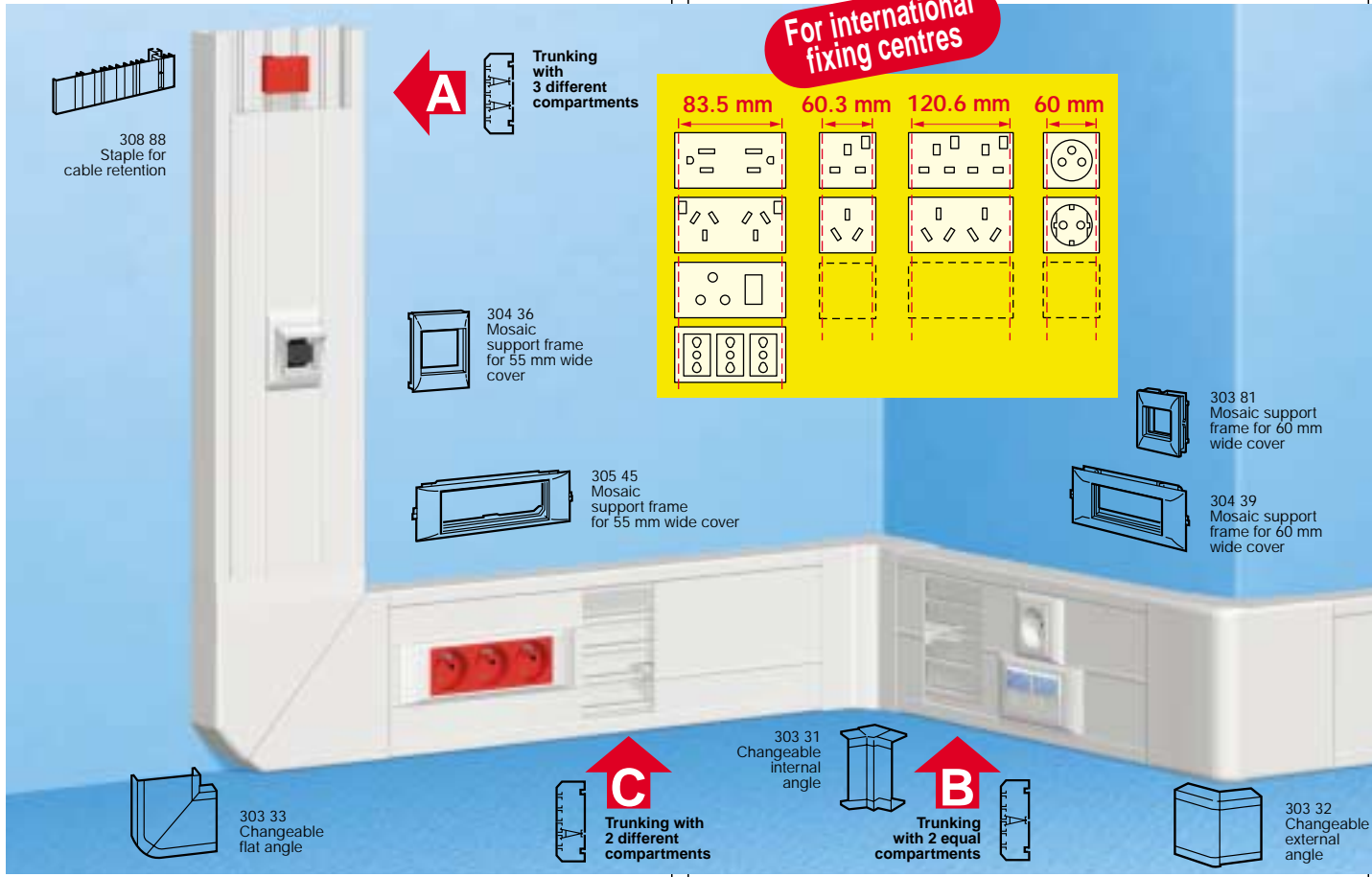



160 x 50 mm and 160 x 65 mm DLP adaptable trunking

160 x 50 mm and 160 x 65 mm DLP adaptable trunking (continued)

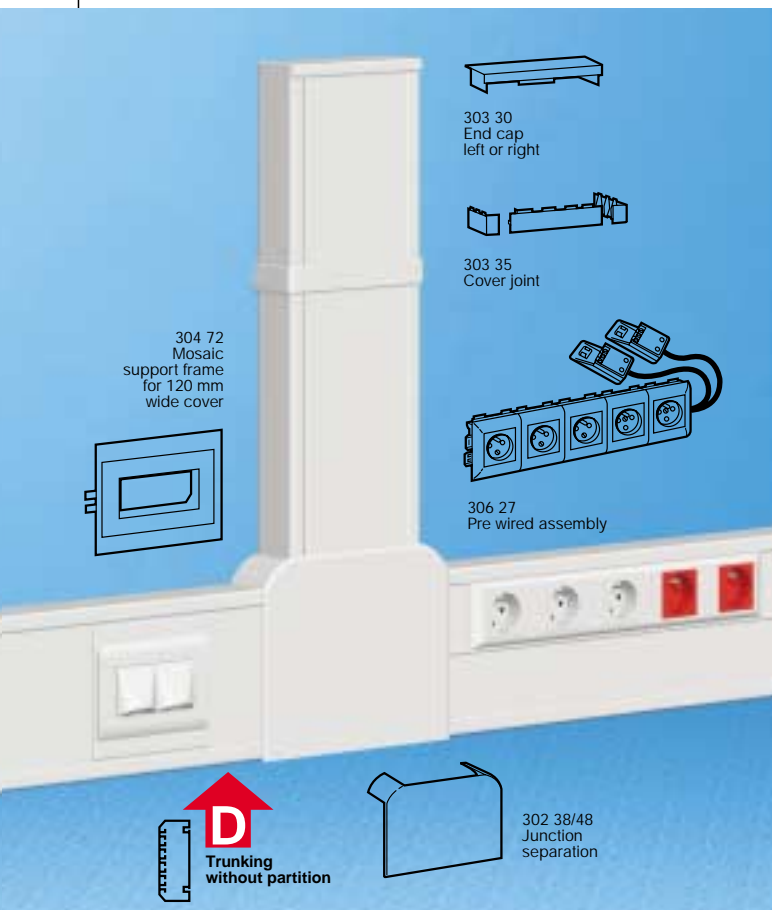



Pack	Cat.Nos	 Cable carrying capacity (p. 376) Selection table (p. 350-351)
Trunking		
	Length 3 m Brilliant white	Length 2 m White
12 8 ⁽¹⁾	301 18	300 55
12 8 ⁽¹⁾	301 19	300 58
Supplied without cover 160 x 50 mm cross section 160 x 65 mm cross section		
Covers		
	Brilliant white	White
24 ⁽¹⁾	301 58	301 53
24 ⁽¹⁾		301 56
12 ⁽¹⁾		301 65
20 ⁽¹⁾	301 73	301 71
Partial 35 mm width Partial 55 mm width Partial 90 mm width Total 120 mm width		
Clip-on separation partitions		
	Brilliant white	White
50 ⁽¹⁾	306 58	306 80
36 ⁽¹⁾		306 82
40 ⁽¹⁾		308 66
30 ⁽¹⁾		306 56
24 ⁽¹⁾	306 64	
Allow fitting of partial covers For 50 mm depth For 65 mm depth Clip-on partition (without separation) For 2 covers 55 (160 x 50) For 2 covers 55 (160 x 65)		
Finishing accessories		
	Brilliant white	White
10	303 25	303 30
2		303 31
2		303 32
2		303 33
21		303 24
20 10		303 35
2		302 38
2		302 48
2		338 39
5		323 80
End cap left or right Changeable internal angle Changeable external angle Changeable flat angle Junction with separation partition Cover joint Flat junction for 160 x 50 mm Flat junction for 160 x 65 mm Junction to DLP 3D 105 x 105 End cap for angled junction (if only one spur)		
Spacer		
24 ⁽¹⁾	Black 306 78	
Spacer for using trunking as skirting. Length 2 m (1) Number of metres per pack		

Pack	Cat.Nos	Accessories
	Red	
100	308 88	Staple for cables retention
100	308 94	Base for cable ties in trunking
Accessories for installing Mosaic range		
Mosaic clip-on support frame, which can be juxtaposed⁽¹⁾		
	Levelling	Flat
5 20	305 66	304 36
5 10	305 68	304 37
5 10	305 69	305 45
10	305 35	
10	304 46	
10	304 72	
10	305 49	
Isolating boxes		
For isolating the mechanism in the trunking		
10	304 17	Fit on to support frame 2 modules Cat.No 304 46
10	304 49	Fit on to support frame 4 modules Cat.No 304 72
10	304 47	Fit on to support frame 6 modules Cat.No 305 49
Mosaic special trunking socket outlets (p. 374)		
Decorative trims (p. 352)		
Mosaic adaptors (p. 374)		

(1) Up to 3

160 x 50 mm and 160 x 65 mm DLP adaptable trunking (continued)







Pack	Cat.Nos	Accessories for mounting wiring accessories
		For Ergo range
		For cover 120 mm wide D
10	305 19	Flat clip-on support frame
10	305 29	Levelling spacer
10	304 48	Isolating box
		For all fixing centres
		(necessary to order complete devices)
10	306 96	For cover 55 mm A B
10	306 97	For cover 120 mm D
		Red clip-on bracket
		For Armural distribution boxes 320 mm wide and screw mounting equipment
		Supplied with screws 
		For Lexic range
		For 2 modules A B D
5	307 88	308 15
5	307 91	308 19
5	307 57	308 24
2	307 94	307 97
2	308 29	308 27
5	304 88	For 10 modules D (with transparent cover)
		For Hypra or P 17
5	308 09	For 16 A and 32 A sockets D
5	308 92	Isolating box for Cat.No 308 09

Decorative trims (p. 352)

Mosaic adaptors (p. 374)

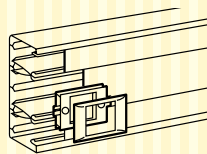
160 x 50 mm and 160 x 65 mm DLP adaptable trunking

Make up your own trunking

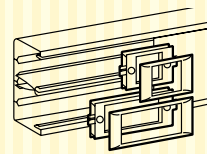
			Quantity for 1 m trunking	Cat.Nos to order
A		Trunking with 3 compartments	1	300 55/58
		• Body	2	301 53
		• Covers W. 35	1	301 56
		• Covers W. 55	2	306 80/82
B		Trunking with 2 equal compartments	1	300 55/58
		• Body	2	301 56
		• Covers W. 55	1	306 56/64
C		Trunking with 2 different compartments	1	300 55/58
		• Body	1	301 53
		• Cover W. 35	1	301 65
		• Cover W. 90	1	306 80/82
D		Trunking without partition	1	300 55/58
		• Body	1	301 71
		• Cover W.120		

Installation accessories


• Mosaic support frames




Cat.No 304 36



Cat.No 304 37

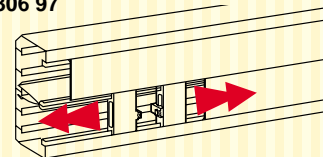
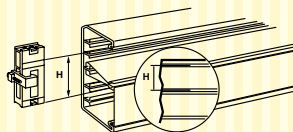


Cat.No 304 46

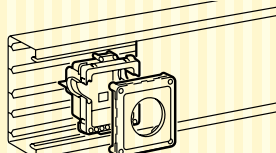


Cat.No 304 72

• Universal clip-on bracket Cat.No 306 97




• Box for Hypra sockets



Cat.Nos 308 09/92

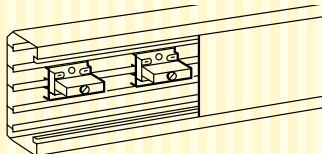
• Supports for lexic range



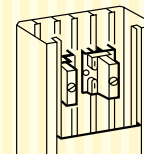
Cat.No 308 19

• Bracket Cat.No 306 87

(screw mounting equipment, Armural distribution boxes)



Horizontal



Vertical