

19" XL VDI wall mounting cabinets and accessories



Technical characteristics (p. 814-815)

IP 20 - IK 08
 Equipped with:
 1 reversible curved door made of screen-printed safety glass
 2 lateral panels removable from inside (no tools needed)
 Key locking 2433A
 2 x 19" adjustable depth uprights
 Top and bottom plain cable entry plates
 Top and bottom grilles for natural ventilation, can take a fan in the top part
 White RAL 9002

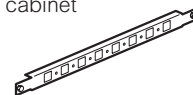
| Pack | Cat.Nos | Fixed cabinets | | | |
|------------------------------|---------|----------------|------------|-------------|-----------------------|
| 400 mm depth cabinets | | | | | |
| | | Capacity | Width (mm) | Height (mm) | Permissible load (kg) |
| 1 | 340 36 | 6 U | 600 | 350 | 18 |
| 1 | 340 37 | 9 U | 600 | 500 | 27 |
| 1 | 340 38 | 12 U | 600 | 600 | 36 |
| 580 mm depth cabinets | | | | | |
| | | Capacity | Width (mm) | Height (mm) | Permissible load (kg) |
| 1 | 340 46 | 9 U | 600 | 500 | 27 |
| 1 | 340 48 | 12 U | 600 | 600 | 36 |
| 1 | 340 49 | 16 U | 600 | 800 | 48 |

| Pivoting cabinets | | | | | |
|--|--------|----------|------------|-------------|-----------------------|
| 600 mm depth cabinets | | | | | |
| Comprising: | | | | | |
| - A base (wall fixing) | | | | | |
| - A pivoting body providing unrestricted access to the rear of the cabinet for easy installation and maintenance | | | | | |
| Reversible pivoting direction | | | | | |
| Supplied with a horizontal cable support | | | | | |
| Cat.No 340 78 | | | | | |
| | | Capacity | Width (mm) | Height (mm) | Permissible load (kg) |
| 1 | 340 51 | 9 U | 600 | 500 | 27 |
| 1 | 340 52 | 12 U | 600 | 600 | 36 |
| 1 | 340 53 | 16 U | 600 | 800 | 48 |
| 1 | 340 55 | 21 U | 600 | 1000 | 63 |

| Accessories | |
|---|--------|
| Cable entry plate | |
| 1 | 340 83 |
| Fits in place of the plain plate at top or bottom Plate with brush | |



| Pack | Cat.Nos | Accessories (continued) | |
|---------------------------|---------|---|--|
| Fan | | | |
| | | Fix directly on the top of the cabinet | |
| 1 | 348 39 | 230 V fan with 2.5 m cord | |
| Thermostat | | | |
| | | Adjustable from 5 to 60 °C, 12 to 250 V | |
| 1 | 348 48 | NO contact: 10 A ; NC contact: 5A Magnetic fixing | |
| Cable supports | | | |
| | | Fix horizontally at the back of the cabinet for cable management | |
| 1 | 340 80 | For fixed cabinets (set of 2) | |
| 1 | 340 78 | For pivoting cabinets | |
| 1 U fixed shelf | | | |
| | | Depth 115 mm Max. load 20 kg | |
| 1 | 332 25 | Depth 250 mm (fitted projecting from two 19" uprights, for wall mounting and freestanding cabinets) Max. load 20 kg | |
| 1 | 332 28 | Depth 300 mm (fitted projecting from two 19" uprights, for freestanding and depth 580 and 600 mm wall mounting cabinets) Max. load 20 kg | |
| IP 2x DIN rail kit | | | |
| | | For mounting Lexic Legrand equipment Fits directly onto 19" uprights Helps compliance with EMC requirements Comprises: | |
| | | <ul style="list-style-type: none"> • metal box • 24 module DIN rail • terminal block for grounding • 3 U faceplate • 24 module blanking plate • 14 cable entry glands | |
| Earthing kit | | | |
| 1 | 331 39 | 3 x green-yellow wires Length 250 mm, 2.5 mm ² | |



Cable management

see p. 811

NEW

mini XL VDI wall mounting cabinet and accessories

for small business applications

VDI equipment for weatherproof cabinets



329 81



329 14




329 48



329 87



329 90



340 71



329 46



329 47



332 40

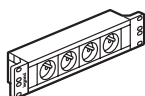
Installation principles (p. 814-819)

| Pack | Cat.Nos | Mini XL VDI cabinet | | | | | | | | |
|----------|------------|---|-----------------------|------------|-------------|-----------------------|-----|-----|-----|----|
| 1 | 329 81 | 300 mm depth cabinet Compact cabinet suitable for small business applications up to 36 RJ 45 sockets IP 20 - IK 08 Equipped with: - 1 reversible curved door made of safety glass - 2 lateral panels removable from inside - Key locking 405 - 2 depth adjustable uprights - Top, bottom, side and rear cable entries - Top and bottom perforations for natural ventilation White RAL 9002 | | | | | | | | |
| | | <table border="1"> <thead> <tr> <th>Capacity</th> <th>Width (mm)</th> <th>Height (mm)</th> <th>Permissible load (kg)</th> </tr> </thead> <tbody> <tr> <td>6 U</td> <td>340</td> <td>350</td> <td>12</td> </tr> </tbody> </table> | Capacity | Width (mm) | Height (mm) | Permissible load (kg) | 6 U | 340 | 350 | 12 |
| Capacity | Width (mm) | Height (mm) | Permissible load (kg) | | | | | | | |
| 6 U | 340 | 350 | 12 | | | | | | | |

| Pack | Cat.Nos | Wall-mounting VDI chassis for Atlantic, stainless steel Atlantic and Marina cabinets |
|------|---------|--|
| 1 | 340 70 | 6 U chassis |
| 1 | 340 71 | 12 U chassis |
| 1 | 340 72 | 16 U chassis |


For integrating 19" VDI equipment in Atlantic, stainless steel Atlantic and Marina cabinets, width 600 or 800 mm and depth 250 mm min.
 In 400 mm wide cabinets, the chassis can be used to integrate VDI equipments from the mini XL VDI cabinet
 Can be fixed directly to the wall to create a wall-mounting chassis (without cabinet)
 Supplied not assembled
 Self-locking cable ties and cable ties with tightening indicator (p. 813) can be fitted

| Pack | Cat.Nos | Accessories |
|------|---------|--|
| 1 | 329 14 | Self-assembly patch panel Accepts 3 LCS units or 1 LCS unit and 1 optical fibre cassette (p. 791) |
| 1 | 329 48 | 1 U fixed shelf Depth 120 mm Max. load 10 kg |
| 1 | 329 87 | Power supply units To supply active products with 230 V 4 x 2P + \pm -10/16 A (French standard) |
| 1 | 329 88 | 4 x 2P + \pm -10/16 A (German standard) |
| 1 | 329 90 | For equipping with Mosaic 2P + \pm sockets Takes up to 8 Mosaic modules |



| Pack | Cat.Nos | Cable entry for Atlantic cabinets width 600 or 800 mm and 19" accessory |
|------|---------|--|
| 1 | 329 46 | Cable entry IP 43 cable entry plate with brush |
| 1 | 329 47 | IP 55 cable entry plate with multi-entry cable glands Supplied with 12 ISO 32 cable glands Cat.No. 980 50 Each cable gland takes 4 UTP/FTP/SFTP cables (Ø6,5 to 9,5 mm) Cords with connectors can be fed through without having to dismantle the cable gland Supplied with blanking plates for unused entries |
| 1 | 332 40 | 1 U fixed shelf Depth 115 mm Max. load 20 kg |

Patch cords (p. 793)



Weatherproof cabinets
 - Atlantic p. 268
 - Marina p. 274