

Your home appreciates peace of mind.

You wish to install an audio or video door entry phone for greater tranquillity, security and comfort. For you, Legrand has designed 3 entry phone models, available as a **ready-to-install kit** accessible to everyone and supplied with a mounting guide. Internationally recognized for the quality and reliability of its products, the Legrand brand once again uses its knowhow for your satisfaction.

Three models are available : it's up to you to choose the one you prefer...

Door entry kits : Seeing, hearing, moving...



AUDIO AND VIDEO **DOOR ENTRY PHONES**



**World Headquarters and
International Department
87045 LIMOGES CEDEX FRANCE**

☎ : +33 5 55 06 87 87
Fax : +33 5 55 06 74 55
direction-export.limoges@legrand.fr
www.legrand.com

EX 211040





AUDIO KIT

talk to visitors.

sober and discreet style

- Integration with any facade
- Easy installation (2+2 wires)
- Just use 2 wires of your doorbell to replace it quite simply by a door entry phone



VIDEO KIT

view & answer visitors.

The Legrand video door entry kit is functional. It allows : **the immediate identification of the visitors** thanks to the colour screen and the control and supervision of the outside, at anytime. Moreover, the metal finishing of the street panel makes it more aesthetics and more resistant and its installation is simple : 4 wires to transmit sound and image and 2 wires to open the door.



HANDS-FREE VIDEO KIT


hand-free answer to visitors.

- Pratical and functional
- Full optimization to dialogue while moving freely


Audio door entry kit



HOW DOES IT WORK?

- 1 The visitor presses the call button on the outdoor unit
- 2 The call tone rings inside
- 3 You pick up your handset and start talking with the visitor
- 4 You press the  button to open the door without having to move


GOOD TO KNOW!

You can install up to three indoor stations. These additional stations can be used as intercoms. Just lift the handset and press the  button.


Video door entry kit



HOW DOES IT WORK?

- 1 The visitor presses the call button on the outdoor unit
- 2 The call tone rings inside and the image is displayed on your screen
- 3 You pick up your handset and start talking with the visitor
- 4 You press the  button to open the door




GOOD TO KNOW!

Besides the intercom function (see audio door entry kits), you can use your indoor station to discreetly keep an eye on what's happening outside. Just press the .


Hands-free video door entry kit



HOW DOES IT WORK?

- 1 The visitor presses the call button on the outdoor unit
- 2 The call tone rings inside and the image is displayed on your screen
- 3 You push the button  /  and you can start talking (when the Audio Connection is activated, a LED comes on)
- 4 You press the button  to open the door

GOOD TO KNOW!

The hands-free video door entry kit is ideal for the intercom function inside the house: when you call someone, for example your children upstairs, they don't need to pick up the handset to answer, but just to press the .



video analog door entry kit surface mounting street panel, hands free 1 apartment



3 690 80 Complete kit (German standard)

video analog door entry kit surface mounting street panel, with handset 1 apartment



3 690 70 Complete kit (German standard)

Pack	Cat.Nos	Colour 7" screen analog video kit - Hands free - 4 wires (+ 2 to open the gate)
		The monitor allows surveillance and opening of the gate The system allows 2 additional monitors, with intercom function
		German standard - 1 apartment Composition: - 1 metal street panel (entrance) with LED lights - 1 colour 7" monitor. Equipped with cable and German standard plug power supply. - 1 wall-mounting base - 1 set of screws for fixing on walls
1	3 690 80	Complete video kit with German standard plug
1	3 690 85	Additional video internal unit
		British standard - 1 apartment Complete video kit with British standard plug
1	3 690 83	Complete video kit with British standard plug
1	3 690 88	Additional video internal unit

Pack	Cat.Nos	Colour screen analog video kit - with handset - 4 wires (+ 2 to open the gate)
		The monitor allows surveillance and opening of the gate The system allows 2 additional monitors, with intercom function
		German standard - 1 apartment Composition: - 1 metal street panel (entrance) with LED lights - 1 colour 3.5" monitor. Equipped with cable and German standard plug power supply. - 1 wall-mounting base - 1 set of screws for fixing on walls
1	3 690 70	Complete video kit with German standard plug
1	3 690 75	Additional video internal unit
		British standard - 1 apartment Complete video kit with British standard plug
1	3 690 73	Complete video kit with British standard plug
1	3 690 78	Additional video internal unit

audio door entry kit surface mounting street panel 1 apartment



3 690 00 Complete kit (German standard)

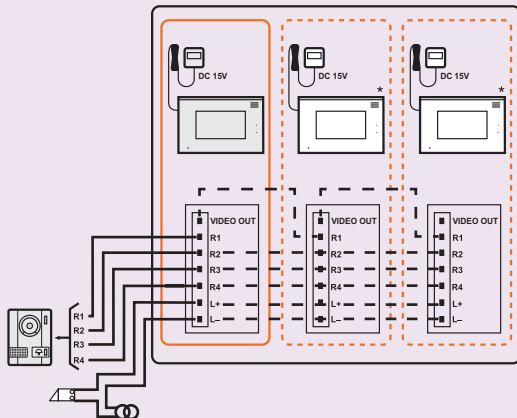
Pack	Cat.Nos	Audio kit - with handset 2 wires (+ 2 to open the gate)
		Opening of gate with handset The system allows 2 additional audio internal units Can be used as intercom within the house
		German standard - 1 apartment Composition: - 1 slim street panel (entrance) - 1 audio handset with transformer equipped with German standard plug - 1 set of screws for fixing on walls
1	3 690 00	Complete audio kit with German standard plug
1	3 690 05	Additional internal audio unit with transformer equipped with German standard plug
		British standard - 1 apartment Complete audio kit with British standard plug
1	3 690 03	Complete audio kit with British standard plug
1	3 690 08	Additional internal audio unit with transformer equipped with British standard plug



video analog and audio door entry kit wiring diagrams

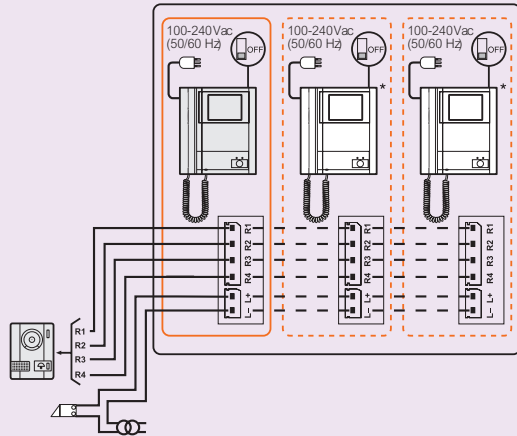
■ Colour screen analog video kit - Hands free

* Optional



■ Colour screen analog video kit - with handset

* Optional



■ Audio kit - with handset

* Optional

